

**1st HALF YEARLY MONITORING REPORT
OF
CENTRE FOR DEVELOPMENT COMMUNICATION
AND STUDIES (CDECS) ON MDM FOR THE STATE
OF RAJASTHAN
FOR THE PERIOD OF
1st OCTOBER, 2010 TO 31st MARCH 2011**



DISTRICTS COVERED

- 1. Churu**
- 2. Jhunjhunu**
- 3. Hanumangarh**



मध्याह्न भोजन योजना
Mid Day Meal Scheme

FOREWORD

The Government of India with support from State Governments has addressed this fundamental problem by implementing school meal programs that provide children with at least one nutritionally adequate meal a day. Nutrition support to primary education is considered as a means to achieve the objective of providing free and compulsory universal primary education of satisfactory quality to all the children below the age of 14 years by giving a boost to Universalization of Elementary Education through increased enrollment, improved school attendance and retention and promoting nutritional status of elementary school children simultaneously. School meal programs also provide parents with a strong incentive to send children to school, thereby encouraging enrollment and reducing absenteeism and dropout rates. School meal programs support health, nutrition, and education goals and consequently have a multi-pronged impact on a nation's overall social and economic development.

Mid-day Meal is a popular National Flagship educational programme of our country, with the provision of cooked lunch free of cost to school-children on all school days. During the last 6 to 7 years, various kinds of activities have been conducted under this programme through out the country and every year the progress and problems relating to implementation of this programme have been analyzed and reviewed at National level allocated with some grants and manpower to conduct the programme related activities with more vigor and enthusiasm. But what have been achieved out of those elaborate, exhaustive programme activities? It is required to examine the progress of this programme. The Government of India, (its Ministry of Human Resource Development) has, therefore, intended to gather data on progress of the programme through a detailed monitoring of some sample districts during the period from 1.10.2010 to 31.03.2011 (six months). The monitoring Team of our organization has been set up under the leadership of Dr. Upendra K. Singh who has prepared this report after collating the relevant data obtained through their monitoring visits to sample schools of 03 Districts (Churu, Jhunjhunu & Hanumangarh).

I am highly impressed that Dr. Singh and his team could prepare the report within the time assigned by the Government of India. I hope the findings of the report would be helpful to the Government of India and the MDM, Government of Rajasthan to understand the grassroots level achievements and present system of operation of the programme and accordingly take measures to improve the overall functioning of the programme to achieve the major goals.

**Chairman,
CDECS Rajasthan**

25 May 2011

ACKNOWLEDGEMENT

This Monitoring report has been prepared for the State of Rajasthan revealing the progress of the Mid Day Meal (MDM) in Rajasthan from 1.10.2010 to 31.3.2011. The facts gives details of implementation of the MDM have been examined and analyzed especially pertaining to the progress made by the District Churu, Jhunjhunu & Hanumangarh and the empirical data have been obtained from the sample respondents like teachers, community leaders, students, etc.

This report could be completed because of the kind cooperation of the following persons to whom we acknowledge our gratefulness.

1. Mr. L.C. Auswal, RAS, Commissioner, Mid Day Meal department, Govt. of Rajasthan.
2. Mr. Mahaveer Meena, Deputy Commissioner, Mid Day Meal department, Govt. of Rajasthan.

We also express our thanks to all our sample respondents, who have extended their cooperation to us during monitoring work without any hesitation.

We express our deep sense of gratitude to Shri Gaya Prasad, Director, MDM, for time to time guidance in undertaking the monitoring activities in Rajasthan State.

We express our deep sense of gratitude to Mr. R.K. Mishra & Mr. Bhupendra Singh, Senior Consultant (Monitoring) MDM, Technical Support Group (TSG), EDCIL, New Delhi who have continuously supported us at every stage of this study.

Our thanks are also due the whole team of CDECS for their patience and hard work which really helped in bringing out this report.

We hope that the findings of this report will be useful to various people concerned with funding, planning, implementation and research on MDM in the State of Rajasthan.

Dr. Upendra K. Singh
Nodal Officer,
CENTRE FOR DEVELOPMENT
COMMUNICATION AND STUDIES (CDECS)

Contents

S. No.	Particulars	Page Number
1.	Foreword	2
2.	Acknowledgement	3
3.	General Information	5-7
4.	Consolidated Report for the districts of Churu, Jhunjhunu & Hanumangarh in Rajasthan (State) for the period 1st OCTOBER, 2010 TO 31st MARCH 2011	8-12
5.	Half Yearly Monitoring Report of District-1 Hanumangarh District of MDM	13-23
6.	Half Yearly Monitoring Report of District-2 Jhunjhunu District of MDM	24-33
7.	Half Yearly Monitoring Report of District-3 Churu District of MDM	34-44
	Annexure	
	List of Abbreviations	
	Enclosures as per (r) of reporting format	

**1st HALF YEARLY MONITORING REPORT OF CENTRE FOR
DEVELOPMENT COMMUNICATION AND STUDIES (CDECS) OF MID-
DAY MEAL (MDM) FOR THE STATE OF RAJASTHAN FOR THE
PERIOD OF
1st OCTOBER, 2010 TO 31st MARCH 2011**

1. General Information		
S. No.	Information	Details
1.	Period of the report	1st OCTOBER, 2010 TO 31st MARCH 2011
2.	No. of Districts allotted	03
3.	Districts' name	Churu, Jhunjhunu & Hanumangarh
4.	Month of visit to the Districts / Schools (Information is to be given district wise i.e. District 1, District 2, District 3 etc)	District-1(Churu)- District-2(Jhunjhunu)- District-3(Hanumangarh)-
5.	Total number of elementary schools (primary and upper primary to be counted separately) in the Districts Covered by MI (Information is to be given district wise i.e. District 1, District 2, District 3 etc.)	District-1(Churu)- 40 District-2(Jhunjhunu)- 40 District-3(Hanumangarh)- 40
6.	Number of elementary schools monitored (primary and upper primary to be counted separately) Information is to be given for district wise i.e. District 1, District 2, District 3 etc)	District-Churu - PS -9; UPS-23 District-Jhunjhunu- PS -6; UPS-32 District-Hanumangarh- PS-4; UPS-30
7.	Types of school visited	
a)	Special training centers (Residential)	District-1(Churu)- 01 District-2(Jhunjhunu)- 0 District-3(Hanumangarh)- 02
b)	Special training centers (Non Residential)	District-1(Churu)- 03 District-2(Jhunjhunu)- 0 District-3(Hanumangarh)- 03
c)	Schools in Urban Areas	District-1(Churu)- 09 District-2(Jhunjhunu)- 08 District-3(Hanumangarh)- 09
d)	School sanctioned with Civil Works	District-1(Churu)- 03

		District-2(Jhunjhunu)- 09 District-3(Hanumangarh)- 03
e)	School from NPEGEL Blocks	District-1(Churu)- 02 District-2(Jhunjhunu)- 0 District-3(Hanumangarh)- 04
f)	Schools having CWSN	District-1(Churu)- 03 District-2(Jhunjhunu)- 09 District-3(Hanumangarh)- 05
g)	School covered under CAL programme	District-1(Churu)- 08 District-2(Jhunjhunu)- 04 District-3(Hanumangarh)- 03
h)	KGBVs	District-1(Churu)- 04 District-2(Jhunjhunu)- 02 District-3(Hanumangarh)- 01
8.	Number of schools visited by Nodal Officer of the Monitoring Institute	45
9.	Whether the draft report has been shared with the SPO : YES / NO	Yes
10.	After submission of the draft report to the SPO whether the MI has received any comments from the SPO: YES / NO	
11.	Before sending the reports to the GOI whether the MI has shared the report with SPO: YES / NO	
12.	Details regarding discussion held with state officials	Before taking up the field level study we have discussion with State Officials namely SPD & Commissioner, Deputy Director (Monitoring). The State team helped us by intimating the district about the monitoring and visit date. They also instructed the district for necessary support as per the GOI letter and requirement.
13.	Selection Criteria for Schools	The selection of sample schools was done as per the TOR of Ministry of HRD. In total 40 Schools of various category has been selected. The schools were stratified and then through random sampling technique the

		sample schools have been selected. The district and Block officials were also involved.
14.	Items to be attached with the report:	
	A. List of Schools visited by MI.	Yes
	B. Any other relevant documents.	Yes

**Consolidated Report of Mid Day Meal for the districts of Churu,
Jhunjhunu & Hanumangarh in Rajasthan for the period
1st OCTOBER, 2010 TO 31st MARCH 2011**

<i>District 1 :(Churu)</i>	<p>(a) Regularity in serving MDM: <i>In all schools 32 (100%) monitored by MI for MDM hot cooked meal was served daily.</i></p> <p>(b) Regularity in delivering food grains to Schools: <i>In 26 schools (81%) food grains was available for MDM. Out of 26 schools where food grains was available for MDM, regular supply of food grain for MDM was found in 24 schools (92%). Out of 24 schools where regular food grain for MDM was available, food grain stock of one month for MDM was available in 18 schools (75%) and in 06 schools (25%) food grain stock of one month for MDM was not available.</i></p> <p>(c) Regularity in delivering cooking cost to Schools: <i>In total, 15 schools (47%) out of 32 schools received cooking cost regularly and in 17 schools (53%) cooking cost was not made available regularly. Out of them, in 02 schools (12%) cooking cost was not available for less than 15 days, in 05 schools (29%) cooking cost was not available for 16-30 days and in 10 schools (59%) cooking cost was not available for more than 30 days.</i></p> <p>(d) Social Equity: <i>No discrimination (gender, caste and community) in cooking or serving or seating arrangements has been observed by MI.</i></p> <p>(e) Variety of Menu: <i>There were variety in the food served for MDM. This includes Chapati & vegetables (seasonal fruit), Dal/vegetable& rice, khichdi, Dal and chapatti, Dal& bati, Chapati and vegetable.</i></p> <p>(f) Quality and Quantity of MDM: <i>In all 32 schools where samples were checked by MI for MDM, the children were satisfied with the quality of meal.</i></p> <p>(g) Supplementary diets: <i>In 24 schools (75%) children are given micronutrients (Iron, folic acid, vitamin – A dosage) and de-worming medicine in the school through Medical and Health Department.</i></p> <p>(h) Status of Cook: <i>In majority of schools adequate number of cooks and helper were engaged in preparation</i></p>
-----------------------------	--

	<p>of MDM. There was fixed honorarium of Rs. 1000 for cook. Thus, cooks were paid amount for cooking MDM as per the provision.</p> <p>(i) Infrastructure for MDM: Pucca kitchen shed- cum- stores have been constructed and are in use in 25 schools (78.1%). Potable water for drinking and cooking is available in all the 32 schools (100%).</p> <p>(j) Community Participation: Participation of parents in supervision and monitoring of MDM was reported in 29 schools (91%). Participation is more of informal kind and has not been recorded in most of the cases.</p> <p>(k) Inspection and Supervision: 9 schools (28%) had been inspected by state level MDM officials. Out of the total samples, 14 schools (44%) had been inspected by district level MDM officials; whereas, 30 schools (94%) had been inspected by block level officials. Thus, monitoring by state and district officials of schools is not a regular phenomenon.</p> <p>(l) Impact: In 72% schools teachers reported that MDM improved the enrollment, whereas in 78% schools teachers reported that MDM improved attendance of children in schools and in 81% schools teachers reported that MDM improved general well being (nutritional status) of children (as per the interactions and discussions with Head teachers/ teachers).</p>
District 2 :(Jhunjhunu)	<p>(a) Regularity in serving MDM: In all schools 38 (100%) monitored by MI for MDM hot cooked meal was served daily.</p> <p>(b) Regularity in delivering food grains to Schools: In all the 38 schools (100%) food grains was available for MDM. Out of 38 schools where food grains was available for MDM, regular supply of food grain for MDM was found in 34 schools (89.5%). Out of 34 schools where regular food grain for MDM was available, food grain stock of one month for MDM was available in 31 schools (91%) and in 03 schools (9%) food grain stock of one month for MDM was not available</p> <p>(c) Regularity in delivering cooking cost to Schools: In total, 30 schools (79%) out of 38 schools received cooking cost regularly and in 08 schools (21%) cooking cost was not made available regularly. Out of them, in 02 schools (25%) cooking cost was not available for less than 15 days;</p>

in 06 schools (75%) cooking cost was not available for more than 30 days.

(d) Social Equity: In 37 schools (97%) no discrimination (gender, caste and community) in cooking or serving or seating arrangements has been observed by MI, whereas in 01 school (3%) discrimination (gender, caste and community) in cooking or serving or seating arrangements has been observed by MI.

(e) Variety of Menu: There were variety in the food served for MDM. This includes Chapati & vegetables (seasonal fruit), Dal/vegetable& rice, khichdi, Dal and chapatti, Dal& bati, Chapati and vegetable.

(f) Quality and Quantity of MDM: In all the 38 schools where samples were checked by MI for MDM, the children were satisfied with the quality of meal.

(g) Supplementary diets: In 32 schools (84%) children are given micronutrients (Iron, folic acid, vitamin – A dosage) and de-worming medicine in the school through Medical and Health Department.

(h) Status of Cook: In majority of schools adequate number of cooks and helper are engaged in preparation of MDM. There was fixed honorarium of Rs. 1000 for cook. Thus, cooks were paid amount for cooking MDM as per the provision.

(i) Infrastructure for MDM: Pucca kitchen shed- cum- stores have been constructed and are in use in 33 schools (86.8%). Potable water for drinking and cooking is available in 37 schools (97%).

(j) Community Participation: Participation of parents in supervision and monitoring of MDM was reported in 30 schools (79%). Participation is more of informal kind and has not been recorded in most of the cases.

(k) Inspection and Supervision: 3 schools (8%) had been inspected by state level MDM officials. Out of the total samples, 18 schools (47%) had been inspected by district level MDM officials; whereas, 31 schools (82%) had been inspected by block level officials. Thus, monitoring by state and district officials of schools is not a regular phenomenon.

	<p>(I) Impact: In 45% schools teachers reported that MDM improved the enrollment, whereas in 71% schools teachers reported that MDM improved attendance of children in schools and in 53% schools teachers reported that MDM improved general well being (nutritional status) of children (as per the interactions and discussions with Head teachers/ teachers).</p>
<p>District 3 :(Hanumangarh)</p>	<p>(a) Regularity in serving MDM: In all schools 34 (100%) monitored by MI for MDM hot cooked meal was served daily.</p> <p>(b) Regularity in delivering food grains to Schools: Out of 34 schools monitored by MI for MDM, in 25 schools (74%) food grains was available for MDM, whereas in 09 schools (26%) food grains was not available for MDM. Out of 25 schools where food grains was available for MDM, regular supply of food grain for MDM was found in 23 schools (92%). Out of 23 schools where regular food grain for MDM was available, food grain stock of one month for MDM was available in 19 schools (83%) and in 04 schools (17%) food grain stock of one month for MDM was not available</p> <p>(c) Regularity in delivering cooking cost to Schools: In total, 25 schools (74%) out of 34 schools received cooking cost regularly and in 09 schools (26%) cooking cost was not made available regularly. Out of them, in 01(11%) school cooking cost was not available for less than 15 days, in 08 schools (89%) cooking cost was not available for more than 30 days.</p> <p>(d) Social Equity: In 34 schools (100%) no discrimination (gender, caste and community) in cooking or serving or seating arrangements has been observed by MI.</p> <p>(e) Variety of Menu: There were variety in the food served for MDM. This includes Chapati & vegetables (seasonal fruit), Dal/vegetable& rice, khichdi, Dal and chapatti, Dal& bati, Chapati and vegetable.</p> <p>(f) Quality and Quantity of MDM: In all the 34 schools where samples were checked by MI for MDM, the children were satisfied with the quality of meal.</p> <p>(g) Supplementary diets: Out of 34 schools sample checked by MI for MDM in 26 schools (76.5%) children are given micronutrients (Iron, folic acid, vitamin – A dosage) and de-worming medicine in the school through Medical</p>

and Health Department.

(h) Status of Cook: In majority of schools adequate number of cooks and helper are engaged in preparation of MDM. There was fixed honorarium of Rs. 1000 for cook. Thus, cooks were paid amount for cooking MDM as per the provision.

(i) Infrastructure for MDM: Pucca kitchen shed- cum- stores have been constructed and are in use in 29 schools (85%). Potable water for drinking and cooking is available in all the 34 schools (100%).

(j) Community Participation: Participation of parents in supervision and monitoring of MDM was reported in 23 schools (68%). Participation is more of informal kind and has not been recorded in most of the cases.


(k) Inspection and Supervision: 7 schools (20.5%) had been inspected by state level MDM officials. Out of the total samples, 16 schools (47%) had been inspected by district level MDM officials; whereas, 28 schools (82%) had been inspected by block level officials. Thus, monitoring by state and district officials of schools is not a regular phenomenon.

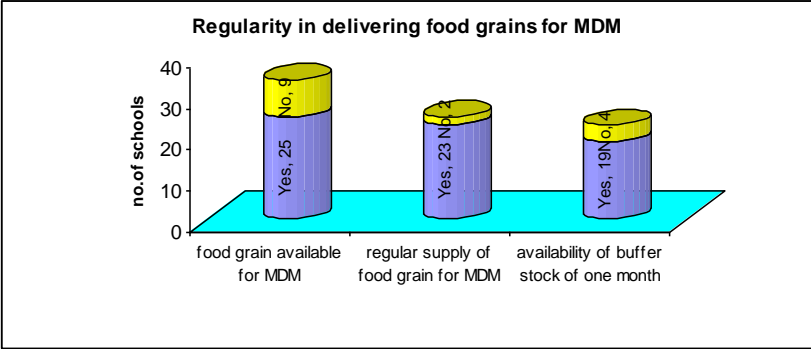
(l) Impact: In 59% schools teachers reported that MDM improved the enrollment, whereas in 82% schools teachers reported that MDM improved attendance of children in schools and in 68% schools teachers reported that MDM improved general well being (nutritional status) of children (as per the interactions and discussions with Head teachers/ teachers).

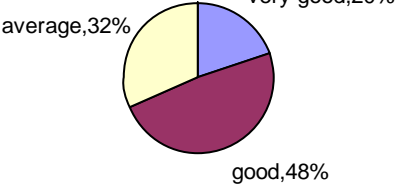

**FIRST HALF YEARLY MONITORING REPORT OF CENTRE FOR DEVELOPMENT
COMMUNICATION AND STUDIES (CDECS) OF MDM FOR THE STATE OF
RAJASTHAN FOR THE PERIOD OF
1st OCTOBER, 2010 TO 31st MARCH 2011**


FOR HANUMANGARH DISTRICT

i)	Name of the Monitoring Institution	CDECS, Rajasthan
(ii)	Period of the report	1 st OCTOBER, 2010 TO 31 st MARCH 2011
(iii)	Name of the District	Hanumangarh
(iv)	Date of visit to the Districts/EGS/Schools	20 Dec. 2010 to 15 Feb.2011

1.	<p><u>REGULARITY IN SERVING MEAL:</u> Whether the school is serving hot cooked meal daily? If there was interruption, what was the extent and reasons for the same?</p> <p>In all schools 34 (100%) monitored by MI for MDM hot cooked meal was served daily.</p>																			
2.	<p><u>TRENDS:</u> Extent of variation (As per school records vis-à-vis Actuals on the day of visit)</p> <table border="1" style="width: 100%;"> <thead> <tr> <th>No.</th> <th>Details</th> <th>On the day of visit</th> </tr> </thead> <tbody> <tr> <td>i.</td> <td>Enrollment</td> <td>4767</td> </tr> <tr> <td>ii.</td> <td>No. of children attending the school on the day of visit</td> <td>3489</td> </tr> <tr> <td>iii.</td> <td>No. of children availing MDM as per MDM Register</td> <td>3478</td> </tr> <tr> <td>iv.</td> <td>No. of children actually availing MDM on the day of visit</td> <td>2998</td> </tr> <tr> <td>v.</td> <td>No. of children actually availing MDM on the previous day</td> <td>3508</td> </tr> </tbody> </table>	No.	Details	On the day of visit	i.	Enrollment	4767	ii.	No. of children attending the school on the day of visit	3489	iii.	No. of children availing MDM as per MDM Register	3478	iv.	No. of children actually availing MDM on the day of visit	2998	v.	No. of children actually availing MDM on the previous day	3508	<p>School level registers, MDM Registers Head Teachers, Schools level MDM functionaries / Observation of the monitoring team.</p>
No.	Details	On the day of visit																		
i.	Enrollment	4767																		
ii.	No. of children attending the school on the day of visit	3489																		
iii.	No. of children availing MDM as per MDM Register	3478																		
iv.	No. of children actually availing MDM on the day of visit	2998																		
v.	No. of children actually availing MDM on the previous day	3508																		

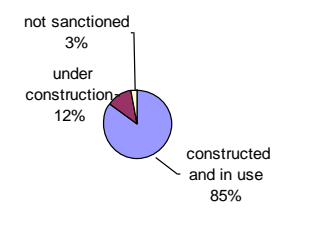

	<p><u>REGULARITY IN DELIVERING FOOD GRAINS TO SCHOOL LEVEL:</u></p> <p>(i) Is school receiving food grain regularly? If there is delay in delivering food grains, what is the extent of delay and reasons for the same?</p>	<p>School level registers, MDM Registers, Head Teacher, School level MDM functionaries.</p>												
<p>3.</p>	<p>Out of 34 schools monitored by MI for MDM, in 25 schools (74%) food grains was available for MDM, whereas in 09 schools (26%) food grains was not available for MDM. Out of 25 schools where food grains was available for MDM, regular supply of food grain for MDM was found in 23 schools (92%). Out of 04 schools where food grain stock of one month for MDM was not available, in 02 schools food grains was not available for less than 15 days, in 02 schools food grains was not available for more than 30 days.</p>	 <table border="1"> <caption>Regularity in delivering food grains for MDM</caption> <thead> <tr> <th>Category</th> <th>Yes</th> <th>No</th> </tr> </thead> <tbody> <tr> <td>food grain available for MDM</td> <td>25</td> <td>9</td> </tr> <tr> <td>regular supply of food grain for MDM</td> <td>23</td> <td>2</td> </tr> <tr> <td>availability of buffer stock of one month</td> <td>19</td> <td>4</td> </tr> </tbody> </table>	Category	Yes	No	food grain available for MDM	25	9	regular supply of food grain for MDM	23	2	availability of buffer stock of one month	19	4
Category	Yes	No												
food grain available for MDM	25	9												
regular supply of food grain for MDM	23	2												
availability of buffer stock of one month	19	4												
	<p>(ii) Is buffer stock of one-month's requirement is maintained?</p>	<p>School level registers, MDM Registers, Head Teacher, School level MDM functionaries</p>												
	<p>Out of 23 schools where regular food grain for MDM was available, food grain stock of one month for MDM was available in 19 schools (83%) and in 04 schools (17%) food grain stock of one month for MDM was not available.</p>													
	<p>(iii) Is the food grains delivered at the school?</p>	<p>School level registers, MDM Registers, Head Teacher, School level MDM functionaries</p>												
	<p>Out of 34 schools where MDM was monitored by MIs, in 26 schools (76.5%) food grain for MDM was delivered at the school, whereas in 08 schools (23.5%) food grain for MDM was not delivered at the school.</p>													
	<p>(iv) Quality of Food grains.</p>	<p>School level registers, MDM Registers, Head Teacher, School level MDM functionaries</p>												


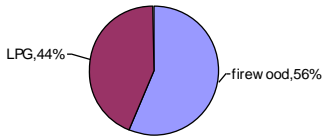





	<p>Out of 25 schools where food grains was available for MDM, in 05 schools (20%) quality of food grains was very good, in 12 schools (48%) the quality was good, whereas in 08 schools (32%) quality of food grains was average.</p>	<p style="text-align: center;">Quality of food grain for MDM (% of schools)</p>  <table border="1"> <caption>Quality of food grain for MDM (% of schools)</caption> <thead> <tr> <th>Quality</th> <th>Percentage</th> </tr> </thead> <tbody> <tr> <td>very good</td> <td>20%</td> </tr> <tr> <td>good</td> <td>48%</td> </tr> <tr> <td>average</td> <td>32%</td> </tr> </tbody> </table>	Quality	Percentage	very good	20%	good	48%	average	32%
Quality	Percentage									
very good	20%									
good	48%									
average	32%									
4.	<p><u>REGULARITY IN DELIVERING COOKING COST TO SCHOOL LEVEL:</u></p> <p>(i) Is school receiving cooking cost in advance regularly? If there is delay in delivering cooking cost what is the extent of delay and reasons for it?</p>	<p>School level registers, MDM Registers, Head Teacher, School level MDM functionaries.</p>								
	<p>In total, 25 schools (74%) out of 34 schools received cooking cost regularly and in 09 schools (26%) cooking cost was not made available regularly. Out of them, in 01(11%) school cooking cost was not available for less than 15 days, in 08 schools (89%) cooking cost was not available for more than 30 days.</p>	<p style="text-align: center;">Regularity in delivering cooking cost in advance</p>  <table border="1"> <caption>Regularity in delivering cooking cost in advance</caption> <thead> <tr> <th>Response</th> <th>Percentage</th> </tr> </thead> <tbody> <tr> <td>Yes</td> <td>74%</td> </tr> <tr> <td>No</td> <td>26%</td> </tr> </tbody> </table>	Response	Percentage	Yes	74%	No	26%		
	Response	Percentage								
	Yes	74%								
	No	26%								
<p>(ii) In case of delay, how schools manage to ensure that there is no disruption in the feeding programme?</p>	<p>School level registers, MDM Registers, Head Teacher, School level MDM functionaries.</p>									
<p>The Schools and SHG arrange food materials and firewood on hired basis to manage MDM cooking.</p>										
<p>(iii) Is cooking cost paid by Cash or through banking channel?</p>	<p>School level registers, MDM Registers, Head Teacher, School level MDM functionaries.</p>									
<p>In all the 34 schools (100%) cooking cost is paid through banking channel directly into the account of SDMC.</p>										
5.	<p><u>SOCIAL EQUITY:</u></p> <p>Did you observe any gender or caste or community discrimination in cooking or serving or seating arrangements?</p>	<p>Observations</p>								

	In 34 schools (100%) no discrimination (gender, caste and community) in cooking or serving or seating arrangements has been observed by MI.	
6.	<p><u>VARIETY OF MENU:</u></p> <p>(i) Has the school displayed its weekly menu, and is it able to adhere to the menu displayed?</p>	<p>Observations and discussion with children teachers, parents, SDMC members, Gram Panchayat members and cooks.</p>
	<p>Out of 34 schools sample checked by MI for MDM, 32 schools (94%) displayed its weekly menu. Out of it where weekly menu were displayed, all 32 schools (100%) adhered to the menu displayed.</p>	
7.	<p>(ii) Is there variety in the food served or is the same food served daily?</p>	<p>Observations and discussion with children teachers, parents, SDMC members, Gram Panchayat members and cooks.</p>
	<p>There was variety in the food served for MDM. This includes Chapati & Vegetable (seasonal), Dal/vegetable & Rice, Khichdi, Dal and Chapatti, Dal& Bati, Chapati and vegetable. Also, weekly fruits were served under MDM in the schools.</p>	
	<p>(iii) Does the daily menu include rice / wheat preparation, dal and vegetables?</p>	<p>Observations and discussion with children teachers, parents, SDMC members, Gram Panchayat members and cooks.</p>
<p>Daily menu includes rice / wheat preparation, dal and vegetables.</p>		
8.	<p><u>QUALITY & QUANTITY OF MEAL:</u></p> <p>Feedback from children on</p> <p>a) Quality of meal:</p>	<p>Observations of Investigation during MDM service</p>

	In all 34 schools (100%) sample checked by MI for MDM, the children were satisfied with the quality of meal. However according to them the quality of chapatti should be improved as it remained mostly half cooked.	
	b) Quantity of meal:	Observations of Investigation during MDM service
	Similarly, in 32 schools (94%) children were satisfied with the quantity of meal, whereas in 02 (6%) schools children were not satisfied with the quantity of meal.	
	c) If children were not happy Please give reasons and suggestions to improve.	Observations of Investigation during MDM service
	In 02 schools children were not satisfied with the quantity of meal. According to them more quantity of MDM should be given as their belly were not filled with the given quantity of MDM.	
9.	<u>SUPPLEMENTARY:</u> (i) Whether children are given micronutrients (Iron, folic acid, vitamin – A dosage) and de-worming medicine periodically?	Teachers, Students, School Record
	Out of 34 schools sample checked by MI for MDM in 26 schools (76.5%) children are given micronutrients (Iron, folic acid, vitamin – A dosage) and de-worming medicine in the school through Medical and Health Department.	
	(ii) Who administers these medicines and at what frequency?	Teachers, Students, School Record
	These medicines are administered by health department. The frequency of these medicines was yearly in 14 schools (54%), half yearly in 04 schools (15%) and quarterly in 08 schools (31%).	
	(iii) Is there school Health Card maintained for each child?	Teachers, Students, School Record
	School Health Card for Child was maintained in 16 schools out of 34 schools sample checked by MI.	
	(iv) What is the frequency of health check-up?	Teachers, Students, School Record / School Health Card
	In all the 16 schools (47%) where School Health Card for child was maintained the frequency of health check-up was yearly.	

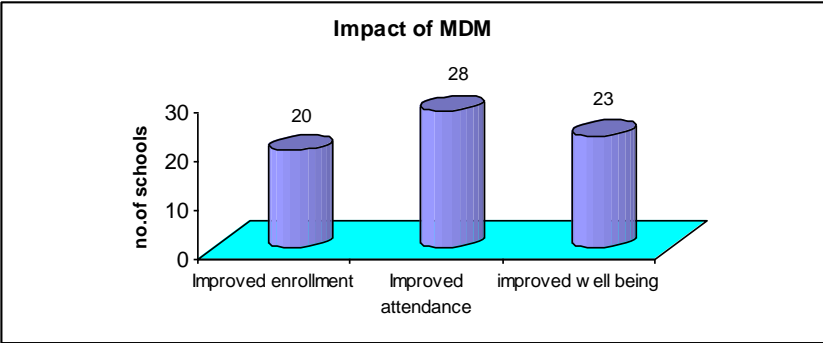
10.	<p><u>STATUS OF COOKS:</u></p> <p>(i) Who cooks and serves the meal? (Cook/helper appointed by the Department or Self Help Group, or NGO or Contractor)</p>	<p>Observations and discussion with children teachers, parents, SDMC members, Gram Panchayat members and cooks.</p>
	<p>Out of 34 schools sample checked by MI for MDM, cooks were employed by School management in all the 27 schools (79%), in 04 schools (12%) MDM is supplied by SHG and in 03 schools (9%) MDM was supplied by NGO. Regarding serving of MDM in schools, in 24 schools (70.5%) MDM was served by cook/helper, in 02 schools (6%) MDM was served by teachers and in 08 schools (23.5%) MDM was served by children.</p>	
	<p>(ii) Is the number of cooks and helpers adequate to meet the requirement of the school?</p>	<p>Observations and discussion with children teachers, parents, SDMC members, Gram Panchayat members and cooks.</p>
	<p>Out of 34 schools sample checked by MI for MDM, in 32 schools (94%) number of cooks and helpers was adequate to meet the requirement of the school, whereas in 02 school (6%) number of cooks and helpers was not adequate to meet the requirement of the school</p>	
	<p>(iii) What is remuneration paid to cooks/helpers?</p>	<p>Observations and discussion with children teachers, parents, SDMC members, Gram Panchayat members and cooks.</p>
	<p>Cooks were paid fixed honorarium of Rs. 1000. Below 50 children one cook was employed and if the strength of children was more than 50 then two cooks were employed.</p>	
<p>(iv) Are the remuneration paid to cooks/helpers regularly?</p>	<p>Observations and discussion with children teachers, parents, SDMC members, Gram Panchayat members and cooks.</p>	
<p>Out of 34 schools in 20 schools (59%) cooks were paid timely. Cooks were paid fixed honorarium of Rs. 1000. Below 50 children one cook was employed and if the strength of children was more than 50 then two cooks were employed.</p>		

	<p>(v) Social Composition of cooks /helpers? (SC/ST/OBE/Minority)</p>	<p>Observations and discussion with children teachers, parents, SDMC members, Gram Panchayat members and cooks.</p>
<p>In all 38 schools sample checked by MI for MDM, women were engaged as cooks. They constitute 52% SC, 4% ST, 40% OBC and 4% belong to general category.</p>		
	<p><u>INFRASTRUCTURE:</u> Is a pucca kitchen shed-cum-store:</p> <p>(a) Constructed and in use (b) Constructed but not in use under (c) Under construction (d) Sanctioned, but constructed not started (e) Not sanctioned</p> <p>Any other (specify)</p>	<p>School records, discussion with head teacher, teacher, SDMC, Gram Panchayat members.</p>
<p>11.</p>	<p>(a) Out of 34 schools sample checked by MI, pucca kitchen sheds-cum-stores are constructed and are in use in 29 schools (85%).</p> <p>(b) Pucca kitchen sheds-cum-stores are under construction in 04 schools (12%).</p> <p>© Pucca kitchen sheds-cum-stores are not sanctioned in 01 school (3%).</p>	<p>Status of pucca kitchen sheds-cum-stores (% of schools)</p>  <p>not sanctioned 3% under construction 12% constructed and in use 85%</p>  <p>Kitchen for MDM preparation</p>
<p>12.</p>	<p>In case the pucca kitchen shed is not available, where is the food being cooked and where the food grains /other ingredients are being stored?</p>	<p>Discussion with head teacher, teacher, SDMC, Gram Panchayat members, Observation</p>

	<p>In schools where pucca kitchen shed was not available, MDM is cooked either in verandah or in open.</p> <p>As far as storage of grains is concerned it was stored in classrooms in 14 schools (41%). In 20 schools (59%) the grains were stored in newly constructed pucca kitchen shed cum store.</p>  <p style="text-align: center;">Storage of food grains</p>						
<p>13.</p>	<table border="1" style="width: 100%;"> <tr> <td style="width: 70%;">Whether potable water is available for cooking and drinking purpose?</td> <td style="width: 30%;">-do-</td> </tr> <tr> <td colspan="2">Potable water for drinking and cooking was available in all the 34 schools (100%) monitored by MIs for MDM.</td> </tr> </table>	Whether potable water is available for cooking and drinking purpose?	-do-	Potable water for drinking and cooking was available in all the 34 schools (100%) monitored by MIs for MDM.			
Whether potable water is available for cooking and drinking purpose?	-do-						
Potable water for drinking and cooking was available in all the 34 schools (100%) monitored by MIs for MDM.							
<p>14.</p>	<table border="1" style="width: 100%;"> <tr> <td style="width: 70%;">Whether utensils used for king food is adequate?</td> <td style="width: 30%;">Teachers/Organizer of MDM Programme</td> </tr> <tr> <td colspan="2">All the 34 sample schools (100%) undertaken by MI for MDM have adequate number of utensils for cooking MDM.</td> </tr> </table>	Whether utensils used for king food is adequate?	Teachers/Organizer of MDM Programme	All the 34 sample schools (100%) undertaken by MI for MDM have adequate number of utensils for cooking MDM.			
Whether utensils used for king food is adequate?	Teachers/Organizer of MDM Programme						
All the 34 sample schools (100%) undertaken by MI for MDM have adequate number of utensils for cooking MDM.							
<p>15.</p>	<table border="1" style="width: 100%;"> <tr> <td style="width: 50%;">What is the kind of fuel used? (Gas based/firewood etc.)</td> <td style="width: 50%;">Observation</td> </tr> <tr> <td>In 19 schools (56%) out of 34 schools sample checked by MI for MDM in the district use firewood as fuel for preparation of MDM, whereas in 15 schools (44%) LPG gas is used for MDM preparation.</td> <td> <p style="text-align: center;">Fuel used for MDM preparation (% of schools)</p>  </td> </tr> <tr> <td>  </td> <td style="text-align: center;"> <p>LPG gas used for MDM preparation</p> </td> </tr> </table>	What is the kind of fuel used? (Gas based/firewood etc.)	Observation	In 19 schools (56%) out of 34 schools sample checked by MI for MDM in the district use firewood as fuel for preparation of MDM, whereas in 15 schools (44%) LPG gas is used for MDM preparation.	<p style="text-align: center;">Fuel used for MDM preparation (% of schools)</p> 		<p>LPG gas used for MDM preparation</p>
What is the kind of fuel used? (Gas based/firewood etc.)	Observation						
In 19 schools (56%) out of 34 schools sample checked by MI for MDM in the district use firewood as fuel for preparation of MDM, whereas in 15 schools (44%) LPG gas is used for MDM preparation.	<p style="text-align: center;">Fuel used for MDM preparation (% of schools)</p> 						
	<p>LPG gas used for MDM preparation</p>						

	<u>SAFETY & HYGIENE:</u>	Observation
	i. General Impression of the environment, Safety and hygiene	
	Out of 34 schools sample checked by MI, in 20 schools (59%) MDM impact on safety was found good. MDM impact on cleanliness was good in 16 schools (47%) and MDM impact in maintaining discipline amongst children was found good in 17 schools (50%).	
	ii. Are children encouraged to wash hands before and after eating?	observation
	In 24 schools (71%) children were encouraged to wash hands before and after taking MDM.	
	iii. Do the children take meals in an orderly manner?	observation
	In 33 schools (97%) children take meals in an orderly manner.	
	iv. Conservation of water?	Observation
	Out of 34 schools visited by MIs for MDM in 20 schools (59%) children conserve water while washing dishes.	
	i. Is the cooking process and storage of fuel safe, not posing any fire hazard?	observation
	In majority of schools cooking process and storage of fuels was proper and did not pose any fire hazards.	
16.		
	COMMUNITY PARTICIPATION:	Discussion with head teacher, teacher, SDMC, Gram Panchayat members
	(i) Extent of participation by Parents/SDMCs/Panchayats/Urban bodies in daily supervision, monitoring, participation	
	The extent of participation by Parents/SDMCs/Panchayats/ in daily supervision, monitoring, was quite satisfactory. In 18 schools (53%) Panchayats participated in supervision and monitoring of MDM. In case of participation of parents it was reported in 23 schools (68%).In 04 schools (22%) Panchayats/ SDMCs monitor and supervise MDM weekly, whereas in 09 schools (39%) parents monitor and supervise MDM weekly.	
	(ii) Is any roster being maintained of the community members for supervision of the MDM?	Discussion with head teacher, teacher, SDMC, Gram Panchayat members
	No such roster being maintained by the community members for supervision of the MDM.	
17.		


	<p>(iii) Community members/ parents awareness about quantity of MDM per child</p> <p>a. at Primary level</p> <p>b. at Upper primary level</p>	<p>Parents/ community members</p>							
	<p>In 19 schools (56%) community members/parents aware about quantity of MDM per child being given at primary level.</p> <p>Similarly, in 19 schools (56%) community members/parents aware about quantity of MDM per child being given at upper primary level.</p>								
	<p>(iv) General awareness of community members/ parents about the overall implementation of MDM programme :</p>	<p>Parents/ community members</p>							
	<p>In 02 schools (6%) community members/parents were rated the overall implementation of the MDM programme as very satisfactory. In 19 schools ((56%) community members/parents were rated the overall implementation of the MDM programme as satisfactory. In 07 schools (20.5%) community members/parents were rated the overall implementation of the MDM programme as good and in 06 schools (17.6%) community members/parents were rated the overall implementation of the MDM programme as average.</p>								
	<p>(v) Source of awareness about MDM scheme</p>	<p>Parents/ community members</p>							
	<p>In 11 schools (32%) source of awareness amongst parents/ community about MDM scheme was newspaper, in 22 schools(65%) source of awareness amongst parents/ community about MDM scheme was relative, in 34schools (100%) source of awareness amongst parents/ community about MDM scheme was school, in 09 schools (26%) source of awareness amongst parents/ community about MDM scheme was radio and in 04 schools (12%) source of awareness amongst parents/ community about MDM scheme was T.V.</p>								
<p>18.</p>	<p>INSPECTION & SUPERVISION</p> <p>Has the mid day meal programme been inspected by any state/district/block level officers/officials?</p>	<p>School records, discussion with head teacher, teachers, SDMC, Gram Panchayat members</p>							
	<p>Out of 34 schools sample checked by MI for MDM, only 07 schools (20.5%) had been inspected by state level MDM officials, 16 schools (47%) had been inspected by district level MDM officials; whereas 28 schools (82%) had been inspected by block level officials. Thus, monitoring by State and district officials is not a regular phenomenon.</p> <div data-bbox="624 1637 1497 1995" style="text-align: center;"> <table border="1" style="margin-left: auto; margin-right: auto;"> <caption>Inspection and Supervision of MDM</caption> <thead> <tr> <th>Level</th> <th>Number of Schools</th> </tr> </thead> <tbody> <tr> <td>state level MDM officials</td> <td>7</td> </tr> <tr> <td>district level MDM officials</td> <td>16</td> </tr> <tr> <td>block level MDM officials</td> <td>28</td> </tr> </tbody> </table> </div>		Level	Number of Schools	state level MDM officials	7	district level MDM officials	16	block level MDM officials
Level	Number of Schools								
state level MDM officials	7								
district level MDM officials	16								
block level MDM officials	28								

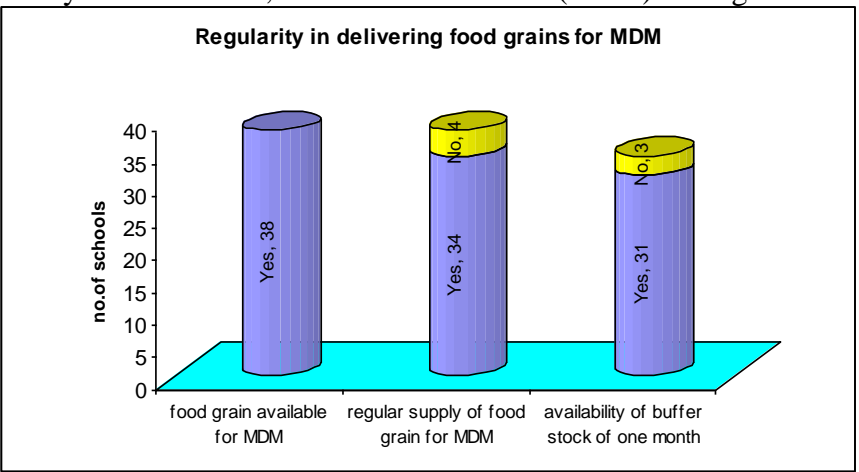
	<p>IMPACT</p> <p>Has the mid day meal improved the enrollment, attendance of children in school, general well being (nutritional status) of children? Is there any other incidental benefit due to serving cooked meal in schools?</p>	<p>School records, discussion with head teacher, teachers, students, SDMC, Gram Panchayat members.</p>								
<p>19.</p>	<p>In 20 schools (59%) teachers / headmasters reported that MDM improved the enrollment, whereas in 28schools (82%) teachers reported that MDM improved attendance of children in schools and in 23 schools (68%) teachers reported that MDM improved, general well being (nutritional status) of children.</p>	 <p>The bar chart, titled "Impact of MDM", displays the number of schools reporting improvements in three categories: enrollment, attendance, and well-being. The vertical axis is labeled "no. of schools" and ranges from 0 to 30. The horizontal axis lists the categories: "Improved enrollment", "Improved attendance", and "improved well being". The bars show 20 schools for enrollment, 28 for attendance, and 23 for well-being.</p> <table border="1"> <thead> <tr> <th>Category</th> <th>No. of schools</th> </tr> </thead> <tbody> <tr> <td>Improved enrollment</td> <td>20</td> </tr> <tr> <td>Improved attendance</td> <td>28</td> </tr> <tr> <td>improved well being</td> <td>23</td> </tr> </tbody> </table>	Category	No. of schools	Improved enrollment	20	Improved attendance	28	improved well being	23
Category	No. of schools									
Improved enrollment	20									
Improved attendance	28									
improved well being	23									

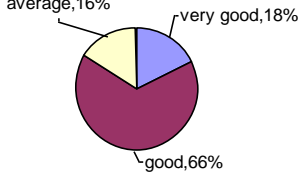
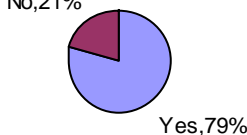
**FIRST HALF YEARLY MONITORING REPORT OF CENTRE FOR DEVELOPMENT
COMMUNICATION AND STUDIES (CDECS) OF MDM FOR THE STATE OF
RAJASTHAN FOR THE PERIOD OF
1st OCTOBER, 2010 TO 31st MARCH 2011**


FOR JHUNJHUNU DISTRICT

i)	Name of the Monitoring Institution	CDECS, Rajasthan
(ii)	Period of the report	1 st OCTOBER, 2010 TO 31 st MARCH 2011
(iii)	Name of the District	Jhunjhunu
(iv)	Date of visit to the Districts/EGS/Schools	20 Dec. 2010 to 15 Feb.2011

1.	<p><u>REGULARITY IN SERVING MEAL:</u> Whether the school is serving hot cooked meal daily? If there was interruption, what was the extent and reasons for the same?</p> <p>In all schools 38 (100%) monitored by MI for MDM hot cooked meal was served daily.</p>		 <p style="text-align: center; background-color: yellow;">Children taking MDM</p>																	
2.	<p><u>TRENDS:</u> Extent of variation (As per school records vis-à-vis Actuals on the day of visit)</p> <table border="1" style="width: 100%;"> <thead> <tr> <th style="text-align: center;">No.</th> <th style="text-align: center;">Details</th> <th style="text-align: center;">On the day of visit</th> </tr> </thead> <tbody> <tr> <td style="text-align: center;">i.</td> <td>Enrollment</td> <td style="text-align: center;">3910</td> </tr> <tr> <td style="text-align: center;">ii.</td> <td>No. of children attending the school on the day of visit</td> <td style="text-align: center;">2865</td> </tr> <tr> <td style="text-align: center;">iii.</td> <td>No. of children availing MDM as per MDM Register</td> <td style="text-align: center;">2576</td> </tr> <tr> <td style="text-align: center;">iv.</td> <td>No. of children actually availing MDM on the day of visit</td> <td style="text-align: center;">2572</td> </tr> <tr> <td style="text-align: center;">v.</td> <td>No. of children actually availing MDM on the previous day</td> <td style="text-align: center;">3049</td> </tr> </tbody> </table>	No.	Details	On the day of visit	i.	Enrollment	3910	ii.	No. of children attending the school on the day of visit	2865	iii.	No. of children availing MDM as per MDM Register	2576	iv.	No. of children actually availing MDM on the day of visit	2572	v.	No. of children actually availing MDM on the previous day	3049	<p>School level registers, MDM Registers Head Teachers, Schools level MDM functionaries / Observation of the monitoring team.</p>
No.	Details	On the day of visit																		
i.	Enrollment	3910																		
ii.	No. of children attending the school on the day of visit	2865																		
iii.	No. of children availing MDM as per MDM Register	2576																		
iv.	No. of children actually availing MDM on the day of visit	2572																		
v.	No. of children actually availing MDM on the previous day	3049																		

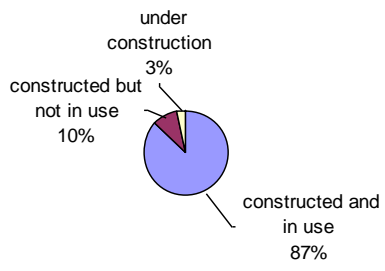

	<p><u>REGULARITY IN DELIVERING FOOD GRAINS TO SCHOOL LEVEL:</u></p> <p>(iv) Is school receiving food grain regularly? If there is delay in delivering food grains, what is the extent of delay and reasons for the same?</p>	<p>School level registers, MDM Registers, Head Teacher, School level MDM functionaries.</p>												
<p>3.</p>	<p>Out of 38 schools monitored by MI for MDM, in all the 38 schools (100%) food grains was available for MDM. Out of 38 schools where food grains was available for MDM, regular supply of food grain for MDM was found in 34 schools (89.5%). Out of 03 schools where food grain stock of one month for MDM was not available, in 01 schools (33%) food grains was not available for less than 15 days, in 02 schools (67%) food grains was not available for more than 30 days.</p>	<p style="text-align: center;">Regularity in delivering food grains for MDM</p>  <table border="1"> <caption>Data from the bar chart</caption> <thead> <tr> <th>Category</th> <th>Yes (No. of schools)</th> <th>No. (No. of schools)</th> </tr> </thead> <tbody> <tr> <td>food grain available for MDM</td> <td>38</td> <td>0</td> </tr> <tr> <td>regular supply of food grain for MDM</td> <td>34</td> <td>4</td> </tr> <tr> <td>availability of buffer stock of one month</td> <td>31</td> <td>7</td> </tr> </tbody> </table>	Category	Yes (No. of schools)	No. (No. of schools)	food grain available for MDM	38	0	regular supply of food grain for MDM	34	4	availability of buffer stock of one month	31	7
Category	Yes (No. of schools)	No. (No. of schools)												
food grain available for MDM	38	0												
regular supply of food grain for MDM	34	4												
availability of buffer stock of one month	31	7												
	<p>(v) Is buffer stock of one-month's requirement is maintained?</p>	<p>School level registers, MDM Registers, Head Teacher, School level MDM functionaries</p>												
	<p>Out of 34 schools where regular food grain for MDM was available, food grain stock of one month for MDM was available in 31 schools (91%) and in 03 schools (9%) food grain stock of one month for MDM was not available.</p>													
	<p>(vi) Is the food grains delivered at the school?</p>	<p>School level registers, MDM Registers, Head Teacher, School level MDM functionaries</p>												
	<p>Out of 38 schools where MDM was monitored by MIs, in all the 38 schools (100%) food grain for MDM was delivered at the school.</p>													
	<p>(iv) Quality of Food grains.</p>	<p>School level registers, MDM Registers, Head Teacher, School level MDM functionaries</p>												


	<p>Out of 38 schools where food grains was available for MDM, in 07 schools (18%) quality of food grains was very good, in 25 schools (66%) the quality was good, whereas in 06 schools (16%) quality of food grains was average.</p>	<p style="text-align: center;">Quality of Food grains (% of schools)</p>  <table border="1"> <caption>Quality of Food grains (% of schools)</caption> <thead> <tr> <th>Quality</th> <th>Percentage</th> </tr> </thead> <tbody> <tr> <td>good</td> <td>66%</td> </tr> <tr> <td>very good</td> <td>18%</td> </tr> <tr> <td>average</td> <td>16%</td> </tr> </tbody> </table>	Quality	Percentage	good	66%	very good	18%	average	16%
Quality	Percentage									
good	66%									
very good	18%									
average	16%									
<p>4.</p>	<p><u>REGULARITY IN DELIVERING COOKING COST TO SCHOOL LEVEL:</u></p> <p>(iv) Is school receiving cooking cost in advance regularly? If there is delay in delivering cooking cost what is the extent of delay and reasons for it?</p>	<p>School level registers, MDM Registers, Head Teacher, School level MDM functionaries.</p>								
	<p>In total, 30 schools (79%) out of 38 schools received cooking cost regularly and in 08 schools (21%) cooking cost was not made available regularly. Out of them, in 02 schools (25%) cooking cost was not available for less than 15 days; in 06 schools (75%) cooking cost was not available for more than 30 days.</p>	<p style="text-align: center;">Availability of cooking cost in advance (% of schools)</p>  <table border="1"> <caption>Availability of cooking cost in advance (% of schools)</caption> <thead> <tr> <th>Availability</th> <th>Percentage</th> </tr> </thead> <tbody> <tr> <td>Yes</td> <td>79%</td> </tr> <tr> <td>No</td> <td>21%</td> </tr> </tbody> </table>	Availability	Percentage	Yes	79%	No	21%		
	Availability	Percentage								
	Yes	79%								
No	21%									
<p>(v) In case of delay, how schools manage to ensure that there is no disruption in the feeding programme?</p>	<p>School level registers, MDM Registers, Head Teacher, School level MDM functionaries.</p>									
<p>The Schools and SHG arrange food materials and firewood on hired basis to manage MDM cooking.</p>										
<p>(vi) Is cooking cost paid by Cash or through banking channel?</p>	<p>School level registers, MDM Registers, Head Teacher, School level MDM functionaries.</p>									
<p>In all the 38 schools (100%) cooking cost is paid through banking channel directly into the account of SDMC.</p>										
<p>5.</p>	<p><u>SOCIAL EQUITY:</u></p> <p>Did you observe any gender or caste or community discrimination in cooking or serving or seating arrangements?</p>	<p>Observations</p>								

	<p>In 37 schools (97%) no discrimination (gender, caste and community) in cooking or serving or seating arrangements has been observed by MI, whereas in 01 school (3%) discrimination (gender, caste and community) in cooking or serving or seating arrangements has been observed by MI.</p>	
6.	<p><u>VARIETY OF MENU:</u> (iv) Has the school displayed its weekly menu, and is it able to adhere to the menu displayed?</p>	<p>Observations and discussion with children teachers, parents, SDMC members, Gram Panchayat members and cooks.</p>
	<p>In all the 38 schools (100%) sample checked by MI for MDM, displayed its weekly menu. Out of it where weekly menu were displayed, all 38 schools (100%) adhered to the menu displayed.</p>	
7.	<p>(v) Is there variety in the food served or is the same food served daily?</p>	<p>Observations and discussion with children teachers, parents, SDMC members, Gram Panchayat members and cooks.</p>
	<p>There was variety in the food served for MDM. This includes Chapati & Vegetable (seasonal), Dal/vegetable & Rice, Khichdi, Dal and Chapatti, Dal& Bati, Chapati and vegetable. Also, weekly fruits were served under MDM in the schools.</p>	
	<p>(vi) Does the daily menu include rice / wheat preparation, dal and vegetables?</p>	<p>Observations and discussion with children teachers, parents, SDMC members, Gram Panchayat members and cooks.</p>
<p>Daily menu includes rice / wheat preparation, dal and vegetables.</p>		
8.	<p><u>QUALITY & QUANTITY OF MEAL:</u> Feedback from children on c) Quality of meal:</p>	<p>Observations of Investigation during MDM service</p>
	<p>In all 38 schools (100%) sample checked by MI for MDM, the children were satisfied with the quality of meal. However according to them the quality of chapatti should be improved as it remained mostly half cooked.</p>	

	d) Quantity of meal:	Observations of Investigation during MDM service
	Similarly, in 37 schools (97%) children were satisfied with the quantity of meal, whereas in 01 school (3%) children were not satisfied with the quantity of meal.	
	c) If children were not happy Please give reasons and suggestions to improve.	Observations of Investigation during MDM service
	In 01 school (3%) children were not satisfied with the quantity of meal. According to them more quantity of MDM should be given as their belly were not filled with the given quantity of MDM.	
9.	<u>SUPPLEMENTARY:</u> (iv) Whether children are given micronutrients (Iron, folic acid, vitamin – A dosage) and de-worming medicine periodically?	Teachers, Students, School Record
	In 32 schools (84%) children were given micronutrients (Iron, folic acid, vitamin – A dosage) and de-worming medicine in the school through Medical and Health Department.	
	(v) Who administers these medicines and at what frequency?	Teachers, Students, School Record
	These medicines were administered by health department. The frequency of these medicines was yearly in 10 schools (31%), half yearly in 10 schools(31%), quarterly in 03 schools(9.4%), monthly in 06 schools (19%) and fortnightly in 03 (9.4%) schools.	
	(vi) Is there school Health Card maintained for each child?	Teachers, Students, School Record
	School Health Card for Child was maintained in 16 schools (42%) out of 38 schools sample checked by MI.	
	(iv) What is the frequency of health check-up?	Teachers, Students, School Record / School Health Card
	In all the 16 schools (100%) where School Health Card for child was maintained the frequency of health check-up is yearly.	
10.	<u>STATUS OF COOKS:</u> (ii) Who cooks and serves the meal? (Cook/helper appointed by the Department or Self Help Group, or NGO or Contractor)	Observations and discussion with children teachers, parents, SDMC members, Gram Panchayat members and cooks.

<p>Out of 38 schools sample checked by MI for MDM, cooks were employed by School management in all the 38 schools (100%). Regarding serving of MDM in schools, in 34 schools (89%) MDM was served by cook/helper, in 01 school (3%) MDM was served by teachers and in 03 schools (8%) MDM was served by children.</p>	
<p>(ii) Is the number of cooks and helpers adequate to meet the requirement of the school?</p>	<p>Observations and discussion with children teachers, parents, SDMC members, Gram Panchayat members and cooks.</p>
<p>Out of 38 schools sample checked by MI for MDM, in 37 schools (97%) number of cooks and helpers was adequate to meet the requirement of the school, whereas in 01 school (3%) number of cooks and helpers was not adequate to meet the requirement of the school.</p>	
<p>(iii)What is remuneration paid to cooks/helpers?</p>	<p>Observations and discussion with children teachers, parents, SDMC members, Gram Panchayat members and cooks.</p>
<p>An amount of Rs. 1000 paid to each cook for children upto 50. Upto 100 children there were 2 cooks and 3 cooks when number is more than 100 upto 200 children.</p>	
<p>(iv) Are the remuneration paid to cooks/helpers regularly?</p>	<p>Observations and discussion with children teachers, parents, SDMC members, Gram Panchayat members and cooks.</p>
<p>Out of 38 schools in 30 (79%) schools cooks were paid timely. Cooks were paid fixed honorarium of Rs. 1000. Below 50 children one cook was employed and if the strength of children was more than 50 then two cooks were employed.</p>	
<p>(v) Social Composition of cooks /helpers? (SC/ST/OBE/Minority)</p>	<p>Observations and discussion with children teachers, parents, SDMC members, Gram Panchayat members and cooks.</p>
<p>In all 38 schools sample checked by MI for MDM, women were engaged as cooks. They constitute 50% SC, 3% ST, 39% OBC and 8% belong to general category.</p>	

	<p><u>INFRASTRUCTURE:</u></p> <p>Is a pucca kitchen shed-cum-store:</p> <p>(f) Constructed and in use</p> <p>(g) Constructed but not in use under</p> <p>(h) Under construction</p> <p>(i) Sanctioned, but constructed not started</p> <p>(j) Not sanctioned</p> <p>Any other (specify)</p>	<p>School records, discussion with head teacher, teacher, SDMC, Gram Panchayat members.</p>								
<p>11.</p>	<p>(a) Out of 38 schools sample checked by MI, pucca kitchen sheds-cum-stores were constructed and were in use in 33 schools (86.8%).</p> <p>(b) Pucca kitchen sheds-cum-stores have been constructed but not in use in 04schools (10.5%).</p> <p>(c) Pucca kitchen sheds-cum-stores were under construction in 01 school (2.6%).</p>	<p style="text-align: center;">Status of pucca kitchen shed-cum-store (% of schools)</p>  <table border="1"> <caption>Status of pucca kitchen shed-cum-store (% of schools)</caption> <thead> <tr> <th>Status</th> <th>Percentage</th> </tr> </thead> <tbody> <tr> <td>constructed and in use</td> <td>87%</td> </tr> <tr> <td>constructed but not in use</td> <td>10%</td> </tr> <tr> <td>under construction</td> <td>3%</td> </tr> </tbody> </table>	Status	Percentage	constructed and in use	87%	constructed but not in use	10%	under construction	3%
Status	Percentage									
constructed and in use	87%									
constructed but not in use	10%									
under construction	3%									
<p>12.</p>	<p>In case the pucca kitchen shed is not available, where is the food being cooked and where the food grains /other ingredients are being stored?</p> <p>In schools where pucca kitchen shed was not available, MDM is cooked either in verandah or in open.</p> <p>As far as storage of grains is concerned it was stored in classrooms in 13 schools (34%). In 25 schools (66%) the grains were stored in newly constructed pucca kitchen shed cum store.</p>	<p>Discussion with head teacher, teacher, SDMC, Gram Panchayat members, Observation</p> 								
<p>13.</p>	<p>Whether potable water is available for cooking and drinking purpose?</p> <p>Potable water for drinking and cooking was available in 37 schools (97%), out of 38 schools monitored by MIs for MDM.</p>	<p>-do-</p>								
<p>14.</p>	<p>Whether utensils used for king food is adequate?</p>	<p>Teachers/Organizer of MDM Programme</p>								

	All the 38 sample schools undertaken by MI for MDM have adequate number of utensils for cooking MDM.	
15.	What is the kind of fuel used? (Gas based/firewood etc.)	Observation
	In 14 schools (37%) out of 38 schools sample checked by MI for MDM in the district use firewood as fuel for preparation of MDM, whereas in 24 schools (63%) LPG gas was used for MDM preparation.	
16.	<u>SAFETY & HYGIENE:</u>	Observation
	ii. General Impression of the environment, Safety and hygiene:	
	Out of 38 schools sample checked by MI, in 30 schools (79%) MDM impact on safety was found good. MDM impact on cleanliness was good in 27 schools (71%) and MDM impact in maintaining discipline amongst children was found good in 28 schools (74%).	
	ii. Are children encouraged to wash hands before and after eating	observation
	In 23 schools (60.5%) children were encouraged to wash hands before and after taking MDM.	
	iii. Do the children take meals in an orderly manner?	observation
	In 34 schools (89.5%) children take meals in an orderly manner.	
	iv. Conservation of water?	Observation
Out of 38 schools visited by MIs for MDM in 26 schools (68%) children conserve water while washing dishes.		
v. Is the cooking process and storage of fuel safe, not posing any fire hazard?	observation	
In majority of schools cooking process and storage of fuels was proper and did not pose any fire hazards.		

17.	COMMUNITY PARTICIPATION: (i) Extent of participation by Parents/SDMCs/Panchayats/Urban bodies in daily supervision, monitoring, participation	Discussion with head teacher, teacher, SDMC, Gram Panchayat members						
	The extent of participation by Parents/SDMCs/Panchayats/ in daily supervision, monitoring, is quite satisfactory. In 22 schools (58%) Panchayats participated in supervision and monitoring of MDM. In case of participation of parents it was reported in 30 schools (79%).In 06 schools (27%) Panchayats/ SDMCs monitor and supervise MDM weekly, whereas in 17 schools (57%) parents monitor and supervise MDM weekly.							
	(ii) Is any roster being maintained of the community members for supervision of the MDM?	Discussion with head teacher, teacher, SDMC, Gram Panchayat members						
	No such roster being maintained by the community members for supervision of the MDM.	<p style="text-align: center;">Fuel used for MDM preparation (% of schools)</p> <table border="1"> <caption>Fuel used for MDM preparation (% of schools)</caption> <thead> <tr> <th>Fuel Type</th> <th>Percentage</th> </tr> </thead> <tbody> <tr> <td>LPG</td> <td>63%</td> </tr> <tr> <td>firewood</td> <td>37%</td> </tr> </tbody> </table>	Fuel Type	Percentage	LPG	63%	firewood	37%
Fuel Type	Percentage							
LPG	63%							
firewood	37%							
	(iii) Community members/ parents awareness about quantity of MDM per child c. at Primary level d. at Upper primary level	Parents/ community members						
	In 29 schools (76%) community members/parents were aware about quantity of MDM per child being given at primary level. In 26 schools (68%) community members/parents were aware about quantity of MDM per child being given at upper primary level.							
	(iv) General awareness of community members/ parents about the overall implementation of MDM programme :	Parents/ community members						
	In 27 schools (71%) community members/parents rated the overall implementation of the MDM programme as satisfactory. In 07 schools (18%) community members/parents rated the overall implementation of the MDM programme as good and in 04 schools (11%) community members/parents rated the overall implementation of the MDM programme as average.							
	(v) Source of awareness about MDM scheme	Parents/ community members						

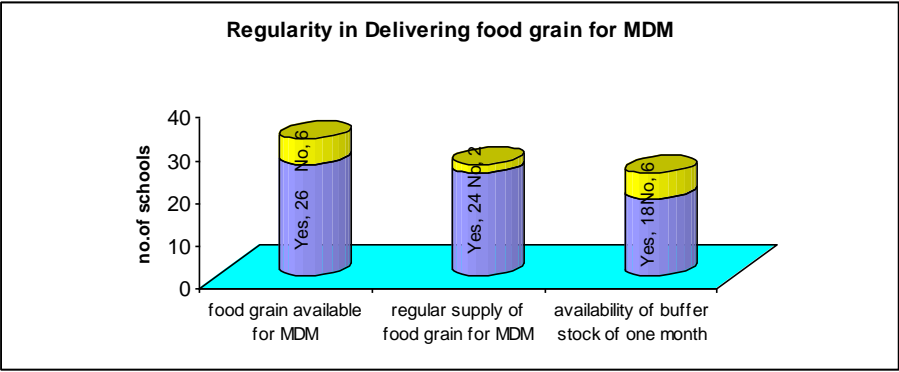
	<p>In 09 schools (24%) source of awareness amongst parents/ community about MDM scheme was newspaper, in 30 schools (79%) source of awareness amongst parents/ community about MDM scheme was relative, in 37 schools(97%) source of awareness amongst parents/ community about MDM scheme was school, in 04 schools (11%) source of awareness amongst parents/ community about MDM scheme was radio and in 03 schools(8%) source of awareness amongst parents/ community about MDM scheme was T.V.</p>								
<p>18.</p>	<p>INSPECTION & SUPERVISION Has the mid day meal programme been inspected by any state/district/block level officers/officials?</p>	<p>School records, discussion with head teacher, teachers, SDMC, Gram Panchayat members</p>							
	<p>Out of 38 schools sample checked by MI for MDM, only 03 schools (8%) had been inspected by state level MDM officials, 18 schools (47%) had been inspected by district level MDM officials; whereas 31 schools (82%) had been inspected by block level officials. Thus, monitoring by State and district officials was not a regular phenomenon.</p> <div data-bbox="700 734 1516 1093" data-label="Figure"> <table border="1"> <caption>Inspection & Supervision of MDM</caption> <thead> <tr> <th>Level of Official</th> <th>No. of Schools</th> </tr> </thead> <tbody> <tr> <td>state level MDM officials</td> <td>3</td> </tr> <tr> <td>district level MDM officials</td> <td>18</td> </tr> <tr> <td>block level MDM officials</td> <td>31</td> </tr> </tbody> </table> </div>		Level of Official	No. of Schools	state level MDM officials	3	district level MDM officials	18	block level MDM officials
Level of Official	No. of Schools								
state level MDM officials	3								
district level MDM officials	18								
block level MDM officials	31								
<p>19.</p>	<p>IMPACT Has the mid day meal improved the enrollment, attendance of children in school, general well being (nutritional status) of children? Is there any other incidental benefit due to serving cooked meal in schools?</p>	<p>School records, discussion with head teacher, teachers, students, SDMC, Gram Panchayat members.</p>							
	<p>In 17 schools (45%) teachers / headmasters reported that MDM improved the enrollment, whereas in 27 schools (71%) teachers reported that MDM improved attendance of children in schools and in 20 schools (53%) teachers reported that MDM improved, general well being (nutritional status) of children.</p> <div data-bbox="780 1384 1500 1706" data-label="Figure"> <table border="1"> <caption>Impact of MDM</caption> <thead> <tr> <th>Benefit</th> <th>No. of Schools</th> </tr> </thead> <tbody> <tr> <td>Improved enrollment</td> <td>17</td> </tr> <tr> <td>Improved attendance</td> <td>27</td> </tr> <tr> <td>improved well being</td> <td>20</td> </tr> </tbody> </table> </div>		Benefit	No. of Schools	Improved enrollment	17	Improved attendance	27	improved well being
Benefit	No. of Schools								
Improved enrollment	17								
Improved attendance	27								
improved well being	20								


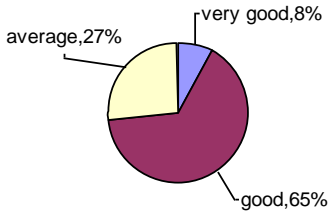
**FIRST HALF YEARLY MONITORING REPORT OF CENTRE FOR DEVELOPMENT
COMMUNICATION AND STUDIES (CDECS) OF MDM FOR THE STATE OF
RAJASTHAN FOR THE PERIOD OF
1st OCTOBER, 2010 TO 31st MARCH 2011**


FOR CHURU DISTRICT


(i)	Name of the Monitoring Institution	CENTRE FOR DEVELOPMENT COMMUNICATION AND STUDIES (CDECS)
(ii)	Period of the report	1 st OCTOBER, 2010 TO 31 st MARCH 2011
(iii)	Name of the District	Churu
(iv)	Date of visit to the Districts/EGS/Schools	20 Dec. 2010 to 15 Feb.2011

1.	<p><u>REGULARITY IN SERVING MEAL:</u> Whether the school is serving hot cooked meal daily? If there was interruption, what was the extent and reasons for the same?</p>	Students, Teachers & Parents																		
	In all schools 32 (100%) monitored by MI for MDM hot cooked meal was served daily.																			
2.	<p><u>TRENDS:</u> Extent of variation (As per school records vis-à-vis Actual on the day of visit)</p> <table border="1" style="width: 100%;"> <thead> <tr> <th style="text-align: center;">No.</th> <th style="text-align: center;">Details</th> <th style="text-align: center;">On the day of visit</th> </tr> </thead> <tbody> <tr> <td style="text-align: center;">i</td> <td>Enrollment</td> <td style="text-align: center;">5419</td> </tr> <tr> <td style="text-align: center;">ii</td> <td>No. of children attending the school on the day of visit</td> <td style="text-align: center;">3414</td> </tr> <tr> <td style="text-align: center;">iii</td> <td>No. of children availing MDM as per MDM Register</td> <td style="text-align: center;">3327</td> </tr> <tr> <td style="text-align: center;">iv</td> <td>No. of children actually availing MDM on the day of visit</td> <td style="text-align: center;">3241</td> </tr> <tr> <td style="text-align: center;">v</td> <td>No. of children actually availing MDM on the previous day</td> <td style="text-align: center;">3907</td> </tr> </tbody> </table>	No.	Details	On the day of visit	i	Enrollment	5419	ii	No. of children attending the school on the day of visit	3414	iii	No. of children availing MDM as per MDM Register	3327	iv	No. of children actually availing MDM on the day of visit	3241	v	No. of children actually availing MDM on the previous day	3907	School level registers, MDM Registers Head Teachers, Schools level MDM functionaries / Observation of the monitoring team.
No.	Details	On the day of visit																		
i	Enrollment	5419																		
ii	No. of children attending the school on the day of visit	3414																		
iii	No. of children availing MDM as per MDM Register	3327																		
iv	No. of children actually availing MDM on the day of visit	3241																		
v	No. of children actually availing MDM on the previous day	3907																		

3.	<p><u>REGULARITY IN DELIVERING FOOD GRAINS TO SCHOOL LEVEL:</u></p> <p>(vii) Is school receiving food grain regularly? If there is delay in delivering food grains, what is the extent of delay and reasons for the same?</p>	<p>School level registers, MDM Registers, Head Teacher, School level MDM functionaries.</p>												
	<p>Out of 32 schools monitored by MI for MDM, in 26 schools (81%) food grains was available for MDM. Out of 26 schools where food grains was available for MDM, regular supply of food grain for MDM was found in 24 schools (92%). Out of 06 schools where food grain stock of one month for MDM was not available, in 02 schools (33.3%) food grains was not available for less than 15 days, in 02 schools (33.3%) food grains was not available for 16-30 schools, in 02 schools(33.3%) food grains was not available for more than 30 days.</p>	<p style="text-align: center;">Regularity in Delivering food grain for MDM</p>  <table border="1" data-bbox="606 745 1508 1115"> <thead> <tr> <th>Category</th> <th>Yes</th> <th>No</th> </tr> </thead> <tbody> <tr> <td>food grain available for MDM</td> <td>26</td> <td>6</td> </tr> <tr> <td>regular supply of food grain for MDM</td> <td>24</td> <td>2</td> </tr> <tr> <td>availability of buffer stock of one month</td> <td>18</td> <td>6</td> </tr> </tbody> </table>	Category	Yes	No	food grain available for MDM	26	6	regular supply of food grain for MDM	24	2	availability of buffer stock of one month	18	6
Category	Yes	No												
food grain available for MDM	26	6												
regular supply of food grain for MDM	24	2												
availability of buffer stock of one month	18	6												
	<p>(viii) Is buffer stock of one-month's requirement is maintained?</p>	<p>School level registers, MDM Registers, Head Teacher, School level MDM functionaries</p>												
	<p>Out of 24 schools where regular food grain for MDM was available, food grain stock of one month for MDM was available in 18 schools (75%) and in 06 schools (25%) food grain stock for one month MDM was not available.</p>													
	<p>(ix) Is the food grains delivered at the school?</p>	<p>School level registers, MDM Registers, Head Teacher, School level MDM functionaries</p>												

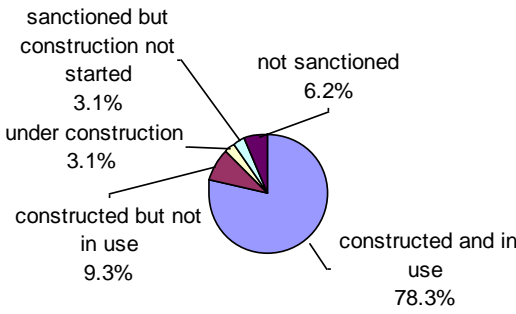

	<p>Out of 32 schools where MDM was monitored by MIs, in 28 schools (87.5%) food grain for MDM was delivered at the school, whereas in 04 schools (12.5%) food grain for MDM was not delivered at the school. In those schools the food grains were dropped in the neighbor schools due to non availability of proper roads.</p>									
	<p>(iv) Quality of Food grains</p>	<p>School level registers, MDM Registers, Head Teacher, School level MDM functionaries</p>								
	<p>Out of 26 schools (81%) where food grains was available for MDM, in 02 schools (8%) quality of food grains was very good, in 17 schools (65%) the quality was good, whereas in 07 schools (27%) quality of food grains was average.</p>	<p style="text-align: center;">Quality of Foodgrains (% of schools)</p>  <table border="1" style="margin-left: auto; margin-right: auto;"> <thead> <tr> <th>Quality</th> <th>Percentage</th> </tr> </thead> <tbody> <tr> <td>very good</td> <td>8%</td> </tr> <tr> <td>good</td> <td>65%</td> </tr> <tr> <td>average</td> <td>27%</td> </tr> </tbody> </table>	Quality	Percentage	very good	8%	good	65%	average	27%
Quality	Percentage									
very good	8%									
good	65%									
average	27%									
<p>4.</p>	<p><u>REGULARITY IN DELIVERING COOKING COST TO SCHOOL LEVEL:</u></p> <p>(vii) Is school receiving cooking cost in advance regularly? If there is delay in delivering cooking cost what is the extent of delay and reasons for it?</p>	<p>School level registers, MDM Registers, Head Teacher, School level MDM functionaries.</p>								

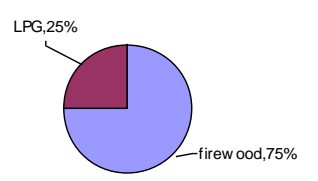

	<p>In total, 15 schools (47%) out of 32 schools received cooking cost regularly and in 17 schools (53%) cooking cost was not made available regularly. Out of them, in 02 schools (12%) cooking cost was not available for less than 15 days, in 05 schools (29%) cooking cost was not available for 16-30 days and in 10 schools (59%) cooking cost was not available for more than 30 days.</p>	<p style="text-align: center;">Availability of cooking cost in advance (% of schools)</p>  <p style="text-align: center;">No,53% Yes,47%</p>
	<p>(viii) In case of delay, how schools manage to ensure that there is no disruption in the feeding programme?</p>	<p>School level registers, MDM Registers, Head Teacher, School level MDM functionaries.</p>
	<p>The Schools and SHG arrange food materials and firewood on hired basis to manage MDM cooking.</p>	
	<p>(ix) Is cooking cost paid by Cash or through banking channel?</p>	<p>School level registers, MDM Registers, Head Teacher, School level MDM functionaries.</p>
	<p>In all the 32 schools (100%) cooking cost is paid through banking channel directly into the account of SDMC.</p>	
<p>5.</p>	<p><u>SOCIAL EQUITY:</u> (i) Did you observe any gender or caste or community discrimination in cooking or serving or seating arrangements?</p>	<p>Observations</p>
	<p>No discrimination (gender, caste and community) in cooking or serving or seating arrangements has been observed by MI.</p>	
<p>6.</p>	<p><u>VARIETY OF MENU:</u> (vii) Has the school displayed its weekly menu, and is it able to adhere to the menu displayed?</p>	<p>Observations and discussion with children teachers, parents, SDMC members, Gram Panchayat members and cooks.</p>

	<p>29 schools (91%) out of 32 schools sample checked by MI for MDM displayed its weekly menu. Out of the schools, where weekly menu were displayed, 27 schools (93%) adhered to the menu displayed and 2 schools (7%) did not adhere to the menu displayed.</p>	
<p>7.</p>	<p>(viii) Is there variety in the food served or is the same food served daily?</p>	<p>Observations and discussion with children teachers, parents, SDMC members, Gram Panchayat members and cooks.</p>
<p>There was variety in the food served for MDM. This includes Chapati & Vegetable (seasonal), Dal/vegetable & Rice, Khichdi, Dal and Chapatti, Dal& Bati, Chapati and vegetable. Also, weekly fruits were served under MDM in the schools.</p>	<p>(ix) Does the daily menu include rice / wheat preparation, dal and vegetables?</p>	<p>Observations and discussion with children teachers, parents, SDMC members, Gram Panchayat members and cooks.</p>
<p>Daily menu includes rice / wheat preparation, dal and vegetables.</p>	<p>QUALITY & QUANTITY OF MEAL: Feedback from children on e) Quality of meal:</p>	<p>Observations of Investigation during MDM service</p>
<p>8. In all 32 schools (100%) sample checked by MI for MDM, the children were satisfied with the quality of meal. However according to them the quality of chapatti should be improved as it remained mostly half cooked.</p>	<p>f) Quantity of meal:</p>	<p>Observations of Investigation during MDM service</p>
<p>Similarly, children were satisfied with the quantity of meal.</p>		

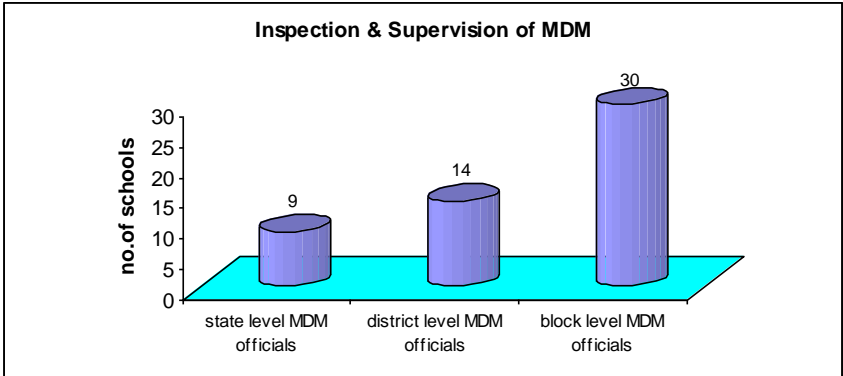
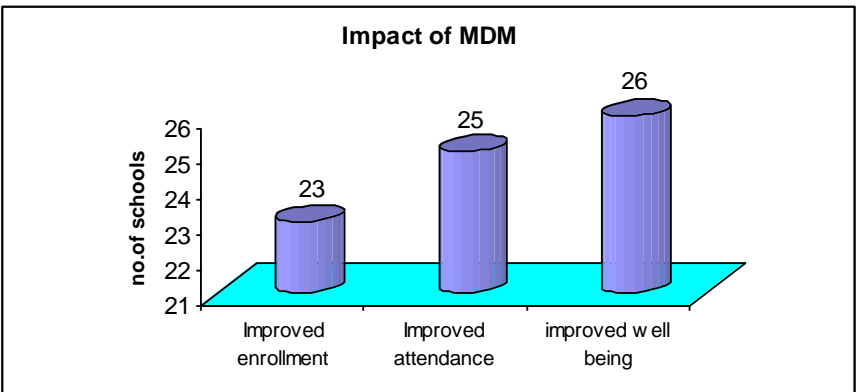
	c) {If children were not happy Please give reasons and suggestions to improve.}	Observations of Investigation during MDM service
	Children were satisfied with the quality and quantity of meal.	
	<u>SUPPLEMENTARY:</u> (vii) Whether children are given micronutrients (Iron, folic acid, vitamin – A dosage) and de-worming medicine periodically?	Teachers, Students, School Record
	In 24 schools (75%) children were given micronutrients (Iron, folic acid, vitamin – A dosage) and de-worming medicine in the school through Medical and Health Department.	
9.	(viii) Who administers these medicines and at what frequency?	Teachers, Students, School Record
	These medicines were administered by health department. The frequency of these medicines was yearly in 20 schools (83.3%), half yearly in 02 schools (8.3%) and quarterly in 02 schools (8.3%).	
	(ix) Is there school Health Card maintained for each child?	Teachers, Students, School Record
	School Health Card for Child was maintained in 20 schools (62.5%) out of 32 schools sample checked by MI.	
	(iv) What is the frequency of health check-up?	Teachers, Students, School Record / School Health Card
	In all the 20 schools (100%) where School Health Card for child was maintained the frequency of health check-up was yearly.	
	<u>STATUS OF COOKS:</u> (iii) Who cooks and serves the meal? (Cook/helper appointed by the Department or Self Help Group, or NGO or Contractor)	Observations and discussion with children teachers, parents, SDMC members, Gram Panchayat members and cooks.
10.	Out of 32 schools sample checked by MI for MDM, cooks were employed by School management in 25 schools (78%), in 05 schools (16%) MDM was supplied by NGO and in 02 schools (6%) MDM was supplied by SHG. Regarding serving of MDM in schools, in 16 schools (50%) MDM was served by cook/helper, in 07 schools (22%) MDM was served by teachers and in 09 schools (28%) MDM was served by children.	

	<p>(ii) Is the number of cooks and helpers adequate to meet the requirement of the school?</p>	<p>Observations and discussion with children teachers, parents, SDMC members, Gram Panchayat members and cooks.</p>
	<p>Out of 32 schools sample checked by MI for MDM, in 100% schools number of cooks and helpers was adequate to meet the requirement of the school.</p>	
	<p>(iii) What is remuneration paid to cooks/helpers?</p>	<p>Observations and discussion with children teachers, parents, SDMC members, Gram Panchayat members and cooks.</p>
	<p>Cooks were paid fixed honorarium of Rs. 1000. Below 50 children one cook was employed and if the strength of children was more than 50 then two cooks were employed.</p>	
	<p>(iv) Are the remuneration paid to cooks/helpers regularly?</p>	<p>Observations and discussion with children teachers, parents, SDMC members, Gram Panchayat members and cooks.</p>
	<p>Out of 32 schools in 22 schools (69%) cooks were paid timely. An amount of Rs. 1000 paid to each cook for children upto 50. Upto 100 children there were 2 cooks and 3 cooks when number is more than 100 upto 200 children.</p>	
	<p>(v) Social Composition of cooks /helpers? (SC/ST/OBE/Minority)</p>	<p>Observations and discussion with children teachers, parents, SDMC members, Gram Panchayat members and cooks.</p>
	<p>In all 32 schools sample checked by MI for MDM, women were engaged as cooks. They constitute 28% SC, 6% ST, 50% OBC and 16% belong to general category.</p>	
<p>11.</p>	<p><u>INFRASTRUCTURE:</u> Is a pucca kitchen shed-cum-store: (k) Constructed and in use (l) Constructed but not in use under (m) Under construction (n) Sanctioned, but constructed not started (o) Not sanctioned Any other (specify)</p>	<p>School records, discussion with head teacher, teacher, SDMC, Gram Panchayat members.</p>

	<p>(a) Out of 32 schools sample checked by MI, pucca kitchen sheds-cum-stores were constructed and were in use in 25 schools (78.1%).</p> <p>(b) Pucca kitchen sheds-cum-stores have been constructed but not in use in 03 schools (9.3%).</p> <p>(c) Pucca kitchen sheds-cum-stores were under construction in 1 school (3.1%).</p> <p>(d) Pucca kitchen sheds-cum-stores have been sanctioned but construction not started in 01 school (3.1%).</p> <p>(e) Pucca kitchen sheds-cum-stores were not sanctioned in 02 schools (6.2%).</p> <div data-bbox="491 533 1516 1016" style="border: 1px solid black; padding: 10px; text-align: center;"> <p>Status of pucca kitchen shed-cum-store (% of schools)</p>  <table border="1" style="margin: auto;"> <caption>Data for Status of pucca kitchen shed-cum-store</caption> <thead> <tr> <th>Status</th> <th>Percentage</th> </tr> </thead> <tbody> <tr> <td>constructed and in use</td> <td>78.3%</td> </tr> <tr> <td>constructed but not in use</td> <td>9.3%</td> </tr> <tr> <td>under construction</td> <td>3.1%</td> </tr> <tr> <td>sanctioned but construction not started</td> <td>3.1%</td> </tr> <tr> <td>not sanctioned</td> <td>6.2%</td> </tr> </tbody> </table> </div>		Status	Percentage	constructed and in use	78.3%	constructed but not in use	9.3%	under construction	3.1%	sanctioned but construction not started	3.1%	not sanctioned	6.2%
Status	Percentage													
constructed and in use	78.3%													
constructed but not in use	9.3%													
under construction	3.1%													
sanctioned but construction not started	3.1%													
not sanctioned	6.2%													
<p>12.</p>	<p>In case the pucca kitchen shed is not available, where is the food being cooked and where the food grains /other ingredients are being stored?</p> <p>In schools, where pucca kitchen shed was not available, MDM was cooked either in verandah or in open.</p> <p>As far as storage of grains was concerned it was stored in classrooms in 19 schools (59%). In 13 schools (41%) the grains were stored in newly constructed pucca kitchen shed cum store.</p>	<p>Discussion with head teacher, teacher, SDMC, Gram Panchayat members, Observation</p> 												
<p>13.</p>	<p>Whether potable water is available for cooking and drinking purpose?</p> <p>Potable water for drinking and cooking was available in all the 32 schools (100%).</p>	<p>-do-</p>												
<p>14.</p>	<p>Whether utensils used for king food is adequate?</p>	<p>Teachers/Organizer of MDM Programme</p>												

	In 31 schools (97%), out of 32 sample schools undertaken by MI for MDM have adequate number of utensils for cooking MDM.	
15.	What is the kind of fuel used? (Gas based/firewood etc.)	Observation
	In 24 schools (75%) out of 32 schools sample checked by MI for MDM in the district use firewood as fuel for preparation of MDM, whereas in 08 schools (25%) LPG gas was used for MDM preparation.	<p style="text-align: center;">Fuel used for MDM preparation (% of schools)</p>  <p style="text-align: center;">LPG,25% firewood,75%</p>
		Firewood used for MDM preparation
16.	<u>SAFETY & HYGIENE:</u>	Observation
	iii. General Impression of the environment, Safety and hygiene	
	Out of 32 schools sample checked by MI, in 22 schools (69%) MDM impact on safety was found good. MDM impact on cleanliness was good in 20 schools (62.5%) and MDM impact in maintaining discipline amongst children was found good in 20 schools (62.5%).	
	ii. Are children encouraged to wash hands before and after eating	observation
	In 23 schools (72%) children were encouraged to wash hands before and after taking MDM.	
	iii. Do the children take meals in an orderly manner?	Observation
In 31 schools (97%) children take meals in an orderly manner.		
iv. Conservation of water?	Observation	
Out of 32 schools visited by MIs for MDM in 26 schools (81%) children conserve water while washing dishes.		
v. Is the cooking process and storage of fuel safe, not posing any fire hazard?	Observation	

	In majority of schools cooking process and storage of fuels was proper and did not pose any fire hazards. Also fire extinguisher was available in almost all the schools.	
17.	COMMUNITY PARTICIPATION: (i) Extent of participation by Parents/SDMCs/Panchayats/Urban bodies in daily supervision, monitoring, participation	Discussion with head teacher, teacher, SDMC, Gram Panchayat members
	The extent of participation by Parents/SDMCs/Panchayats/ in daily supervision, monitoring, was quite satisfactory. In 23 schools (72%) Panchayats participated in supervision and monitoring of MDM. In case of participation of parents it was reported in 29 schools (91%). In 8 schools (35%) Panchayats/ SDMCs monitor and supervise MDM weekly, whereas in 17 schools (59%) parents monitor and supervise MDM weekly.	
	(ii) Is any roster being maintained of the community members for supervision of the MDM?	Discussion with head teacher, teacher, SDMC, Gram Panchayat members
No such roster being maintained by the community members for supervision of the MDM.		
	(iii) Community members/ parents awareness about quantity of MDM per child a. at Primary level b. at Upper primary level	Parents/ community members
In 23 schools (72%) community members/parents were aware about quantity of MDM per child being given at primary level. In 17 (53%) schools community members/parents were aware about quantity of MDM per child being given at upper primary level.		
	(iv) General awareness of community members/ parents about the overall implementation of MDM programme :	Parents/ community members
In 24 schools (75%) community members/parents rated the overall implementation of the MDM programme as satisfactory. In 06 schools (19%) community members/parents rated the overall implementation of the MDM programme as good and in 02 schools (6%) community members/parents rated the overall implementation of the MDM programme as average.		
	(v) Source of awareness about MDM scheme	Parents/ community members
In 05 schools (16%) source of awareness amongst parents/ community about MDM scheme was newspaper, in 28 schools (87%) source of awareness amongst parents/ community about MDM scheme was relative, in 32 schools (100%) source of awareness amongst parents/ community about MDM scheme was school and in 02 schools (6%) source of awareness amongst parents/ community about MDM scheme was radio/ T.V.		

	<p>INSPECTION & SUPERVISION</p> <p>Has the mid day meal programme been inspected by any state/district/block level officers/officials?</p>	<p>School records, discussion with head teacher, teachers, SDMC, Gram Panchayat members</p>								
<p>18.</p>	<p>Out of 32 schools sample checked by MI for MDM, only 09 schools (28%) had been inspected by state level MDM officials, 14 schools (44%) had been inspected by district level MDM officials; whereas 30 schools (94%) had been inspected by block level officials. Thus, monitoring by State and district officials was not a regular phenomenon.</p>	 <table border="1"> <caption>Inspection & Supervision of MDM</caption> <thead> <tr> <th>Level of Official</th> <th>No. of Schools</th> </tr> </thead> <tbody> <tr> <td>state level MDM officials</td> <td>9</td> </tr> <tr> <td>district level MDM officials</td> <td>14</td> </tr> <tr> <td>block level MDM officials</td> <td>30</td> </tr> </tbody> </table>	Level of Official	No. of Schools	state level MDM officials	9	district level MDM officials	14	block level MDM officials	30
Level of Official	No. of Schools									
state level MDM officials	9									
district level MDM officials	14									
block level MDM officials	30									
<p>19.</p>	<p>IMPACT</p> <p>Has the mid day meal improved the enrollment, attendance of children in school, general well being (nutritional status) of children? Is there any other incidental benefit due to serving cooked meal in schools?</p> <p>In 23 schools (72%) teachers / headmasters reported that MDM improved the enrollment, whereas in 25 schools (78%) teachers reported that MDM improved attendance of children in schools and in 26 schools (81%) teachers reported that MDM improved, general well being (nutritional status) of children.</p>	<p>School records, discussion with head teacher, teachers, students, SDMC, Gram Panchayat members.</p>  <table border="1"> <caption>Impact of MDM</caption> <thead> <tr> <th>Impact Category</th> <th>No. of Schools</th> </tr> </thead> <tbody> <tr> <td>Improved enrollment</td> <td>23</td> </tr> <tr> <td>Improved attendance</td> <td>25</td> </tr> <tr> <td>improved well being</td> <td>26</td> </tr> </tbody> </table>	Impact Category	No. of Schools	Improved enrollment	23	Improved attendance	25	improved well being	26
Impact Category	No. of Schools									
Improved enrollment	23									
Improved attendance	25									
improved well being	26									

A N N E X U R E

LIST OF ABBREVIATIONS

AIE	-	Alternative and Innovative Education
AEN	-	Assistant Engineer
ACRs	-	Additional Classrooms
ADPC	-	Assistant District Project Coordinator
APC	-	Assistant Project Coordinator
BRC	-	Block Resource Centre
BRCF	-	Block Resource Centre Facilitator
CRC	-	Cluster Resource Centre
CWSN	-	Children with Special Need
CDECS	-	Centre for Development Communication & Studies
DIET	-	District Institute of Education and Training
DPO	-	District Project Office
EGS	-	Education Guarantee Scheme
ECCE	-	Early Childhood Care and Education
GOR	-	Government of Rajasthan
JEN	-	Junior Engineer
KGBV	-	Kasturba Gandhi Balika Vidyalaya
MDMS	-	Mid Day Meal Scheme
MI	-	Monitoring Institute
NGOs	-	Non Government Organizations
NPEGEL		National Programme For Education of Girls at Elementary Level
OBCs	-	Other Backward Castes
PHED	-	Public Health Engineering Department
PRIs	-	Panchayat Raj Institutions
RTE	-	Right To Education
SCs	-	Scheduled Castes
SPO	-	State Project Office
SDMC	-	School Development & Management Committee
SMC	-	School Management Committee
SSA	-	Sarva Shiksha Abhiyan
STs	-	Scheduled Tribes
SFG	-	School Facility Grant
SCERT	-	State Council For Educational Research and Training
TLM	-	Teaching Learning Material